

# Association Promotelec



**Synergy between Fisuel members - Africa  
seminar at Promotelec in 07-2015**

Dominique Desmoulin

## Contents

- 1 – Presentation and purposes of the seminar
- 2 – Main lines of the programme
- 3 - Conclusion

# 1- Presentation and purposes of the seminar

Last July, the association led a seminar in its premises for the representatives of African organizations specialized in the electrical safety.

These days of exchanges were organized within the framework of an agreement of partnership signed last June between Promotelec and Proquelec (Association for the promotion of the quality of the domestic electrical installations in Senegal), both active members of the international Federation for the safety of the users of the electricity, Fisuel.

7 members of Fisuel attended, representing Proquelec, Contrelec (Control of the domestic electrical installations in Benin) and Siein (Safety of the domestic electrical installations in Niger).

# 1- Presentation and purposes of the seminar

## Purposes

- Make benefit from the acquired experience in France on the old electrical installations
- Technical raising awareness of the participants for duplication of all or part in their respective countries

## 2- Main lines of the programme

2 main axes of the seminar emphasized :

- Making safe the electrical installations in the existing dwelling
- The various solutions of home automation and the networks of communication in the dwelling

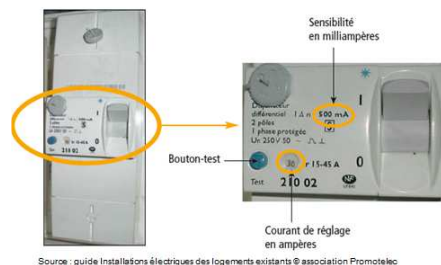
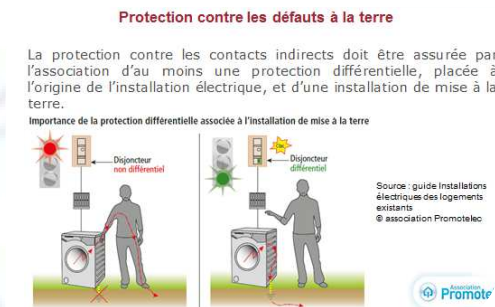
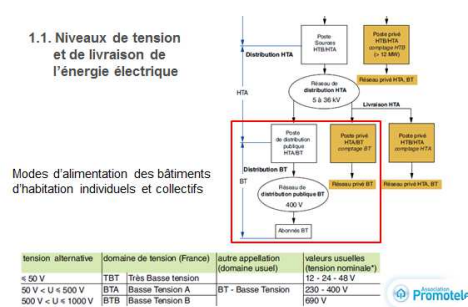
Making safe was mainly dedicated to :

- The minimal technical requirements of electrical safety for the private areas (standard XP C 16-600) and common areas,
- The compulsory electric diagnosis (DEO) in case of sale of a dwelling in France,
- Educational tools of raising awareness to electrical safety issued by Promotelec
- The Promotelec labels.

## 2- Main lines of the programme

An educational presentation performed by our engineer Bruno Gendron, which displays diagrams, illustrations and definitions.

All these elements allow a better appropriation of the tackled issues.



**Schéma TN :**  
 schéma dans lequel les masses de l'installation sont reliées directement au point neutre de l'alimentation, qui est relié directement à la terre.

**> Schéma TT :**  
 schéma dans lequel les masses de l'installation sont reliées à une prise de terre distincte de celle du point neutre de l'alimentation, ce dernier étant relié directement à la terre.

**> Schéma IT :**  
 schéma dans lequel le point neutre de l'alimentation est isolé de la terre ou relié à la terre par l'intermédiaire d'une impédance.

## 3- Conclusion

Namely a second part of the seminar took place in Douala ( Cameroon), organized by Technoz in parallel of the Africa working group ; this second part was more targeted at practice for making safe the electric installation in dwellings.

The program allowed the participants to review their elementary knowledge in electricity and to make benefit from our experience.

The participants left with a set of manuals edited by Promotelec, for each of their company.





# THANK YOU

**MERCI** - 감사합니다

